


Deloitte Real Index Q4 2018

Actual prices of apartments sold in the CR



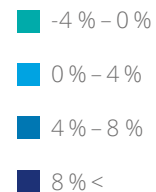
Czech Republic Real Index

represents the change in the average price percentage denoting the apartments sold in the regional capitals compared to the previous period (Q3 2018).

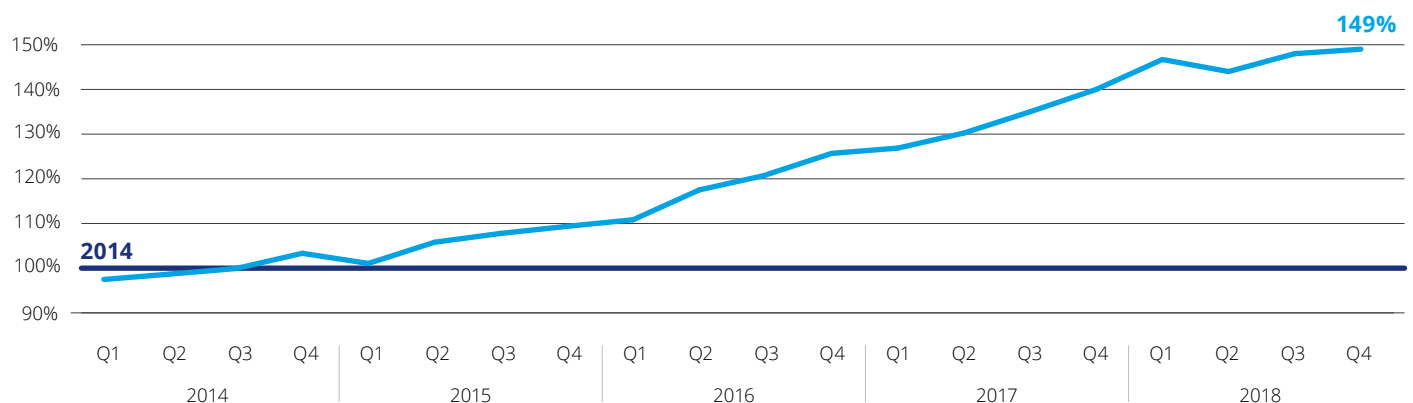
Price per sq m in the reviewed quarter for the sales completed in the regionals capitals.

The data concerns the sales of apartments incorporated in the land registry in the form of purchase contracts.

* Average for the towns of Benešov, Beroun, Kladno and Mladá Boleslav and the districts of Prague-East and Prague-West.



Development of the actual apartment sales prices index in Prague and regional capitals



— Realised sales price
— Average realised sales price for the whole of 2014 = 100%
All the prices include VAT.




Average price, aggregate transaction volume and the number of sales in the reviewed period Q4 2018 per segment in Prague and regional capitals



Development projects
CZK 67,200 per sq m
 CZK 13.6 billion
 3,137 sales (of which
 2,280 first sales)




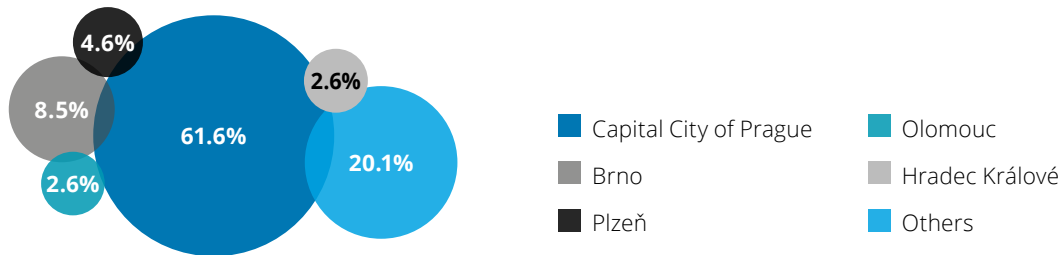
Brick houses
CZK 56,500 per sq m
 CZK 6.2 billion
 1,786 sales



Prefab. apartment buildings
CZK 45,000 per sq m
 CZK 6.0 billion
 2,434 sales

first sales CZK 65,900 per sq m
 re-sales CZK 70,600 per sq m
 apartments marked as sold by developers CZK 82,300 per sq m

Structure of the apartment sales volume in Q4 2018



Prague Real Index
+1.2%
 CZK 77,400 per sq m

PRAGUE REAL INDEX
 represents the change in the average price percentage denoting the apartments sold compared to the previous period (Q3 2018).

Price per sq m in the reviewed quarter for the sales completed.

The data concerns the sales of apartments incorporated in the land registry in the form of purchase contracts.



Average price, aggregate transaction volume and the number of sales in the reviewed period Q4 2018 per segment in Prague



Development projects
CZK 79,300 per sq m
 CZK 9.4 billion
 1,796 sales
 (of which 1,305 first sales)



Brick houses
CZK 84,700 per sq m
 CZK 3.7 billion
 703 sales



Prefab. apartment buildings
CZK 66,100 per sq m
 CZK 2.8 billion
 779 sales

first sales CZK 77,500 per sq m
 re-sales CZK 84,100 per sq m
 apartments marked as sold by developers CZK 103,600 per sq m